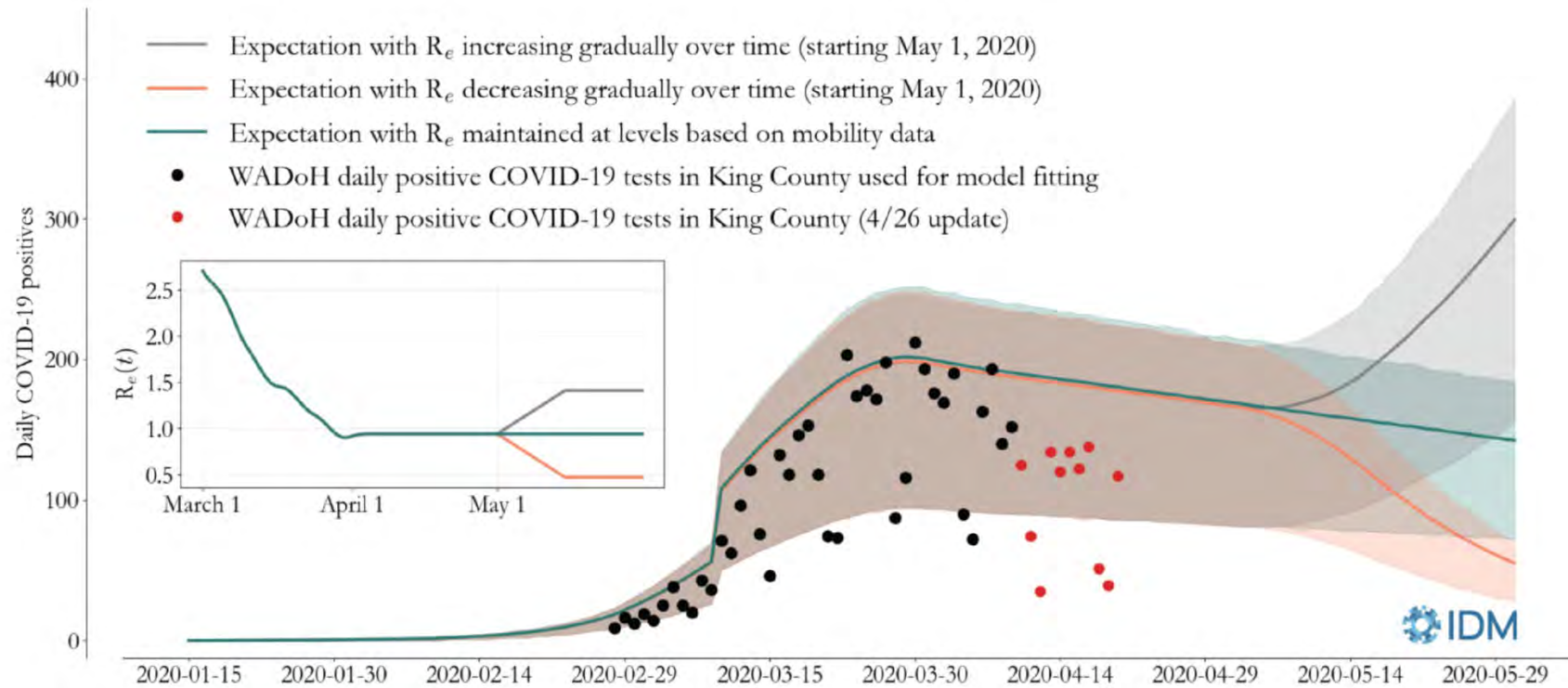




Office of Governor Jay Inslee

IDM Projected Infection Rate for King Co.



**Cautious,
well-informed
relaxation
will be critical**





Reopening Washington

A Phased Approach to Recovery

Office of Governor Jay Inslee



WASHINGTON'S PHASED APPROACH

Reopening Business and Modifying Physical Distancing Measures



Phase 1



Phase 2



Phase 3



Phase 4

High-Risk Populations*

Continue to Stay Home, Stay Healthy

Continue to Stay Home, Stay Healthy

Continue to Stay Home, Stay Healthy

Resume public interactions, with physical distancing

Recreation

Some outdoor recreation (hunting, fishing, golf, boating, hiking)

All outdoor recreation involving fewer than 5 people outside your household (camping, beaches, etc.)

- Outdoor group rec. sports activities (5-50 people)
- Recreational facilities at <50% capacity (public pools, etc.)

Resume all recreational activity

Gatherings (social, spiritual)

- None
- Drive in spiritual service with one household per vehicle

Gather with no more than 5 people outside your household per week

Allow gatherings with no more than 50 people

Allow gatherings with >50 people

Travel

Only essential travel

Limited non-essential travel within proximity of your home

Resume non-essential travel

Continue non-essential travel

Business/ Employers

- Essential businesses open
- Existing construction that meet agreed upon criteria
- Landscaping
- Automobile sales
- Retail (curb-side pick-up orders only)
- Car washes
- Pet walkers

- Remaining manufacturing
- New construction
- In-home/domestic services (nannies, housecleaning, etc.)
- Retail (in-store purchases allowed with restrictions)
- Real estate
- Professional services/office-based businesses (telework remains strongly encouraged)
- Hair and nail salons/Barbers
- Housecleaning
- Restaurants <50% capacity table size no larger than 5

- Restaurants <75% capacity/ table size no larger than 10
- Bars at <25% capacity
- Indoor gyms at <50% capacity
- Movie theaters at <50% capacity
- Government (telework remains strongly encouraged)
- Libraries
- Museums
- All other business activities not yet listed except for nightclubs and events with greater than 50 people

- Nightclubs
- Concert venues
- Large sporting events
- Resume unrestricted staffing of worksites, but continue to practice physical distancing and good hygiene

* High-risk populations are currently defined by CDC as: persons 65 years of age and older; people of all ages with underlying medical conditions (particularly not well controlled) including people with chronic lung disease or moderate to severe asthma, people who have serious heart conditions, people who are immunocompromised, people with severe obesity, people with diabetes, people with chronic kidney disease undergoing dialysis, and people with liver disease; people who live in a nursing home or long-term care facility.





Phase 1



Phase 2



Phase 3



Phase 4



COVID-19 Disease Activity

Low and falling disease burden as measured by:

- COVID-19 cases, hospitalizations and deaths in WA
- Rates of COVID-19 spread throughout WA (aka R_0 or "R nought")
- Modeling data from IDM, IHME and Youyang Gu
- Physical distancing adherence trends in Washington State

The Data - Measuring the Risk in Easing Physical Distancing Measures



Testing Capacity and Availability

Ability for everyone with COVID-19 symptoms and those with high risk exposures to be tested immediately as measured by:

- Number of tests performed per day
- Testing capacity, including supply chain and speed



Case and Contact Investigations

Ability to rapidly isolate those with COVID-19, and identify/quarantine their contacts measured by:

- Number of investigators trained and working
- Availability of isolation and quarantine facilities in active jurisdictions
- Percent of cases investigated within 24 hours of receipt of positive test report
- Percent of contacts reached within 48 hours of receipt of report



Risk to Vulnerable Populations

As measured by:

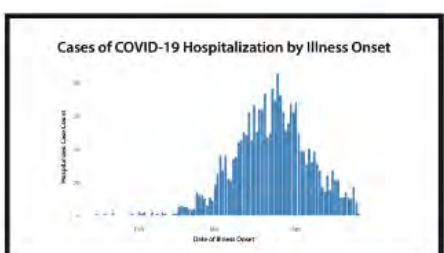


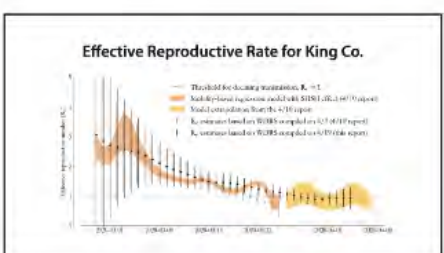
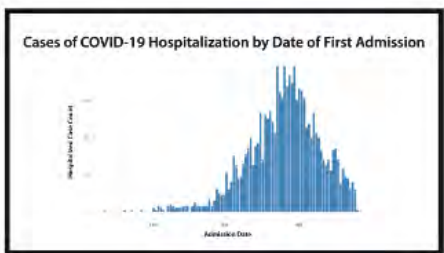
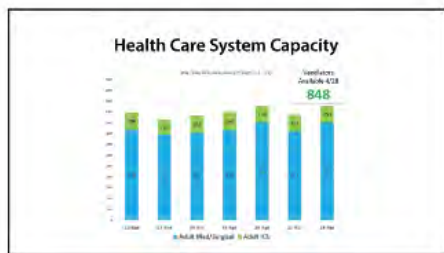
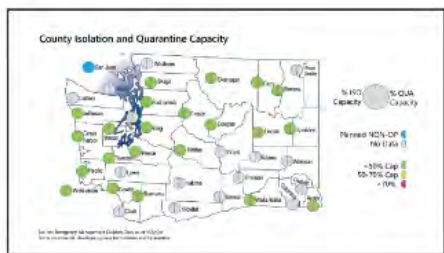

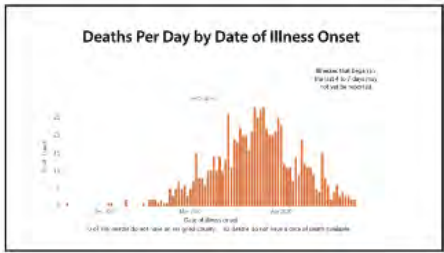

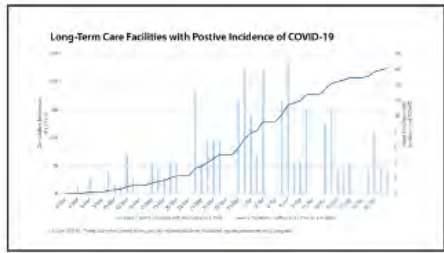




- Number of outbreaks in long term care facilities per week
- Demographic and equity data



Health Care System Readiness

As measured by:

- Hospital beds
- ICU capacity
- Ventilator numbers
- State PPE procurement





Office of Governor Jay Inslee